

# Trident In-Line Filter and 10 mm Guard Cartridge Holders

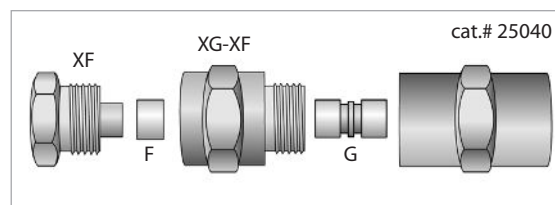
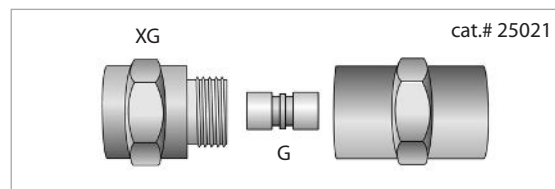
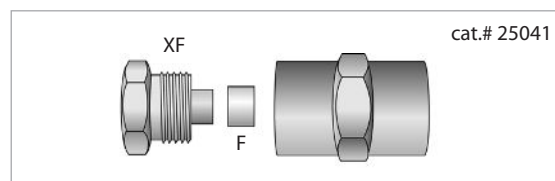
cat.# 25021, 25040, and 25041

The **Trident high-pressure in-line filter** can be used with almost all HPLC columns by connecting it with a short piece of 1/8" tubing, appropriate nuts, and ferrules, or finger-tight fittings. To replace the cap frit (F); remove the XF fitting; pull off the old frit; push a new frit into place; and then reinstall the XF fitting. When tightening the fitting, turn no more than 1/8-turn past finger-tight, as there is no need to overtighten this connection.

The **Trident in-line guard cartridge holder** can be used with almost all HPLC columns by connecting it with a short piece of 1/8" tubing, appropriate nuts and ferrules, or finger-tight fittings. To use, remove the XG fitting; insert the appropriate guard cartridge (G); and then re-install the XG fitting. When tightening the fitting, turn it no more than 1/8-turn past finger-tight, as there is no need to overtighten this connection.

The **Trident in-line guard cartridge holder with filter** can be used with almost all HPLC columns by connecting it with a short piece of 1/8" tubing, appropriate nuts and ferrules, or finger-tight fittings. To use, remove the XG-XF fitting; insert the appropriate guard cartridge (G); and then reinstall the XG-XF fitting. When tightening the fitting, turn it no more than 1/8-turn past finger-tight (there is no need to overtighten this connection). To replace the cap frit (F); remove the XF fitting; pull off the old frit; push a new frit into place; and then reinstall the XF fitting. When tightening the XF fitting, turn no more than 1/8-turn past finger-tight.

recommended flow direction (for all) →



## Trident HPLC In-Line Guard Cartridge Holders

Description	qty.	cat.#
Holder for 10 mm guard cartridge	ea.	25021
Holder with filter for 10 mm guard cartridge	ea.	25040

## High-Pressure Frit-Type In-Line Filter

Description	Porosity	qty.	cat.#
Frit-Type In-Line Filter	2.0 µm	ea.	25041

## Replacement Parts for the Trident In-line Column Protection System

Description	Color	ID	OD	Length	Max Pressure	qty.	cat.#
PEEK Tubing	Natural	0.0025"	1/16"	1 m	7000 psi	3-pk.	27746
	Red Stripe	0.005"	1/16"	3 m	7000 psi	ea.	27747
	Yellow Stripe	0.007"	1/16"	3 m	7000 psi	ea.	27749
	Blue Stripe	0.010"	1/16"	3 m	5000 psi	ea.	27751
	Orange Stripe	0.020"	1/16"	3 m	5000 psi	ea.	27753

Description	qty.	cat.#
PEEK Column Connector (beige, round body)	10-pk.	25015
PEEK Column Plug (black)	10-pk.	25016

Description	qty.	cat.#
XF Fitting	ea.	25024
XG Fitting for 10 mm Guard Cartridge	ea.	25025
XG-XF Fitting for 10 mm Guard Cartridge	ea.	25026

Description	ID	Porosity	qty.	cat.#
Replacement Cap Frit Filters	4 mm	2.0 µm	5-pk.	25022
	4 mm	0.5 µm	5-pk.	25023
	2 mm	2.0 µm	5-pk.	25057

**Questions about this or any other Restek product?**  
**Contact us or your local Restek representative ([www.restek.com/contact-us](http://www.restek.com/contact-us)).**

Restek patents and trademarks are the property of Restek Corporation. (See [www.restek.com/Patents-Trademarks](http://www.restek.com/Patents-Trademarks) for full list.) Other trademarks in Restek literature or on its website are the property of their respective owners. Restek registered trademarks are registered in the U.S. and may also be registered in other countries.

© 2022 Restek Corporation. All rights reserved. Printed in the U.S.A.

[www.restek.com](http://www.restek.com)

#730-10-003 Rev. date: 10/22

For a complete listing of guard cartridges,  
please visit [www.restek.com](http://www.restek.com)



**RESTEK**  
Pure Chromatography