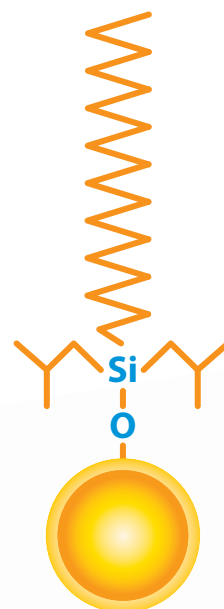


**Raptor**  
LC Columns

*Selectivity Accelerated*

Ahead of the Curve for Large,  
Multiclass Lists by Mass Spec

Stationary Phase:  
**ARC-18**



**RESTEK**

Pure Chromatography

[www.restek.com/raptor](http://www.restek.com/raptor)

# The Raptor ARC-18 Column

With Raptor LC columns, Restek chemists became the first to combine the speed of 2.7 and 5  $\mu\text{m}$  superficially porous particles (also known as SPP or “core-shell” particles) with the resolution of highly selective USLC technology, improving separations and speeding up analysis times with standard HPLC instruments. Raptor then evolved to bring that same improved speed, efficiency, and selectivity to UHPLC analyses by offering 1.8  $\mu\text{m}$  particle columns. Learn more about Raptor LC columns at [www.restek.com/raptor](http://www.restek.com/raptor)

The birth of Restek’s Raptor SPP LC column line began with the innovative Biphenyl phase, but it quickly grew to include a new Restek phase: the ARC-18. Designed and intended specifically for use on LC-MS/MS systems, the Raptor ARC-18 column features a well-balanced retention profile without the drawbacks of using an ordinary C18 in the harsh, acidic mobile phases needed for mass spectrometry (MS). Even after extended use in these low-pH ( $\leq 2.0$ ) conditions, the sterically protected ARC-18 offers consistent retention, peak shape, and response for charged bases, neutral acids, small polar compounds, and more.

For the rapid analysis of large, multiclass assays by LC-MS/MS, the acid-resistant Raptor ARC-18 truly is *ahead of the curve*.

## Column Description:



### Stationary Phase Category:

C18, octadecylsilane (L1)

### Ligand Type:

Sterically protected C18

### Particle:

1.8  $\mu\text{m}$ , 2.7  $\mu\text{m}$ , or 5  $\mu\text{m}$  superficially porous particle (SPP or “core-shell” particle) silica

### Pore Size:

90 Å

### Surface Area:

125  $\text{m}^2/\text{g}$  (1.8  $\mu\text{m}$ ),  
130  $\text{m}^2/\text{g}$  (2.7  $\mu\text{m}$ ),  
or 100  $\text{m}^2/\text{g}$  (5  $\mu\text{m}$ )

### Recommended Usage:

pH Range: 1.0–8.0

Maximum Temperature: 80 °C

Maximum Pressure: 1034 bar/15,000 psi\* (1.8  $\mu\text{m}$ ),  
600 bar/8700 psi (2.7  $\mu\text{m}$ ); 400 bar/5800 psi (5  $\mu\text{m}$ )

\* For maximum lifetime, recommended maximum pressure for 1.8  $\mu\text{m}$  particles is 830 bar/12,000 psi.

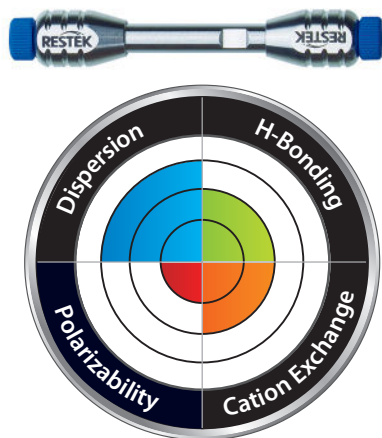
### Properties:

- Well-balanced retention profile.
- Sterically protected to resist harsh, low-pH mobile phases.
- Ideal for use with sensitive detectors like mass spec.

### Switch to an ARC-18 when:

- You are analyzing large, multiclass lists by LC-MS/MS.
- You require strongly acidic (pH 1–3) mobile phases.

## Column Interaction Profile:



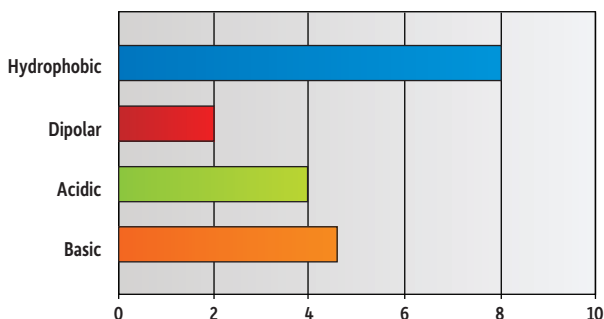
### Defining Solute Interaction:

- Dispersion

### Complementary Solute Interactions:

- Hydrogen bonding
- Cation exchange

## Solute Retention Profile:



### Target Analyte Structure:

- Hydrocarbons

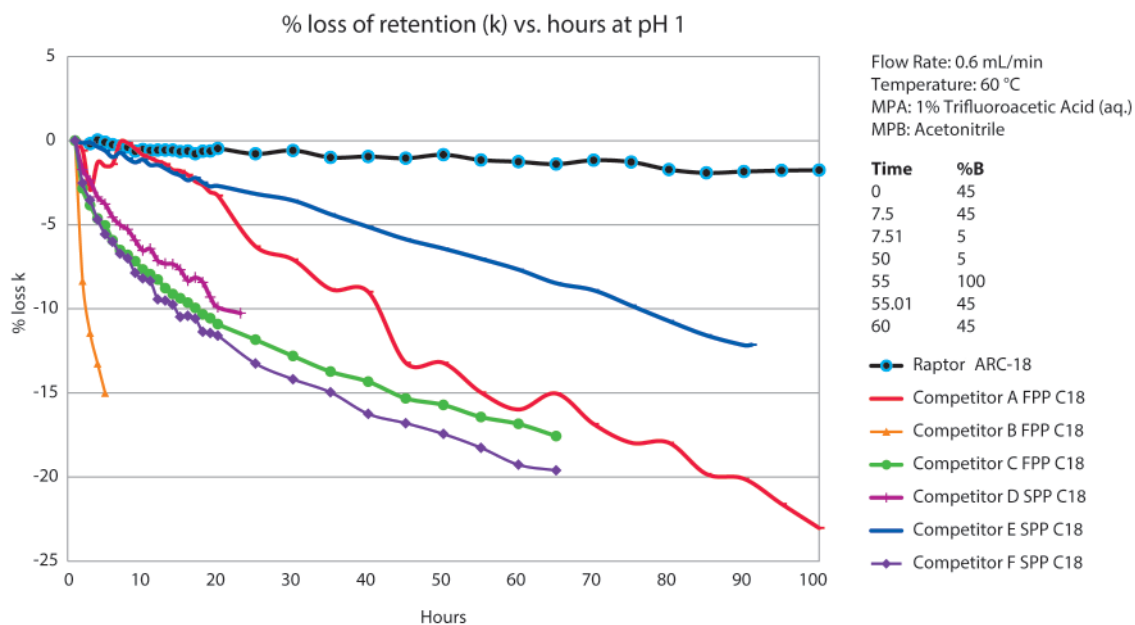
### Target Analyte Functionalities:

- Hydrophobic compounds
- Protonated bases

## A Proprietary Bonded Phase Born for LC-MS/MS

The Raptor ARC-18 column was designed to stand up to even the harshest acidic MS conditions. It utilizes a proprietary bonding procedure that arranges our sterically protected ligand to resist acid hydrolysis, which reduces phase degradation and bleed. This cutting-edge column lets you increase ionization efficiency and boost sensitivity in your mass spec by using low-pH mobile phases—without the fear of retention drift over time. ARC-18 columns maintain a stable retention profile (Figure 1) in mobile phases well under pH 2.0.

**Figure 1:** Steric protection helps the Raptor ARC-18 column endure low-pH MS mobile phases without sacrificing retention.



## The Standard for Reproducibility for SPP Core-Shell Columns

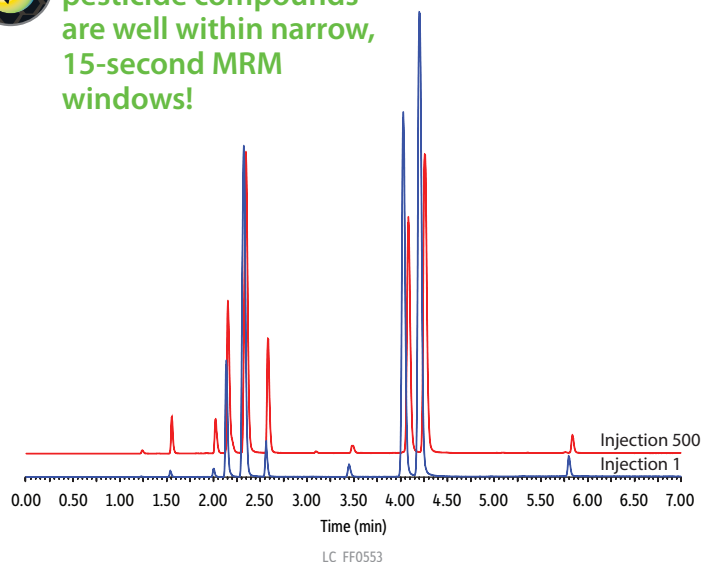
To keep your productivity high and your lab expenses low, Raptor ARC-18 columns must produce exceptional selectivity and fast analysis times not just once, but every time. Ruggedness and repeatability are essential, which is why from the silica and the bonding technique, to the packing process and upgraded hardware, every decision that went into creating this column was made to ensure superlative reproducibility, from injection to injection (Figure 2) and from lot to lot (Figure 3). We also adopted new quality control (QC) specifications to guarantee the retention time stability you need for worry-free analyses.

One of the greatest advantages of an SPP column is the ability to operate at higher linear velocities without losing efficiency as you would with a conventional fully porous particle column. But, these higher velocities can also generate higher backpressures that rob you of performance. Like all Raptor columns, our ARC-18 can handle increased pressures and handle them longer than other manufacturers' SPP columns, to help you achieve *Selectivity Accelerated* while offering outstanding reproducibility and maintaining efficiency—even in aggressive MS conditions.

**Figure 2:** Even after hundreds of injections with a highly acidic mobile phase like 0.2% formic acid, a Raptor ARC-18 column will provide consistent, reliable data.



After 500 injections, pesticide compounds are well within narrow, 15-second MRM windows!



**Column:** Raptor ARC-18 (cat.# 9314A12); Dimensions: 100 mm x 2.1 mm ID; Particle Size: 2.7 µm; Temp.: 50 °C; **Sample:** LC multiresidue pesticide standard #1 (cat.# 31972); Diluent: Water; Conc.: 20 ng/mL; Inj. Vol.: 5 µL; **Mobile Phase:** A: Water + 2 mM ammonium formate + 0.2% formic acid, B: Methanol + 2 mM ammonium formate + 0.2% formic acid; **Gradient (%B):** 0.00 min (5%), 2.00 min (60%), 4.00 min (75%), 6.00 min (100%), 7.00 (100%), 7.01 min (5%), 9.50 (5%); **Flow:** 0.4 mL/min; **Detector:** Waters Xevo TQ-S; Ion Source: Waters Zspray ESI; Ion Mode: ESI+; Mode: MRM; **Instrument:** Waters ACQUITY UPLC I-Class.

**Figure 3:** From one lot to the next, every Raptor ARC-18 column you purchase will perform the same.



Excellent lot-to-lot reproducibility helps ensure longevity for critical workflows.

**Column:** Raptor ARC-18 (cat.# 9314A12); Dimensions: 100 mm x 2.1 mm ID; Particle Size: 2.7 µm; Temp.: 50 °C; **Sample:** LC multiresidue pesticide standard #1 (cat.# 31972); Diluent: Water; Conc.: 20 ng/mL; Inj. Vol.: 5 µL; **Mobile Phase:** A: Water + 2 mM ammonium formate + 0.2% formic acid, B: Methanol + 2 mM ammonium formate + 0.2% formic acid; Max Pressure: 525 bar; **Gradient (%B):** 0.00 min (5%), 2.00 min (60%), 4.00 min (75%), 6.00 min (100%), 7.00 (100%), 7.01 min (5%), 9.50 (5%); **Flow:** 0.4 mL/min; **Detector:** Waters Xevo TQ-S; Ion Source: Waters Zspray ESI; Ion Mode: ESI+; Mode: MRM; **Instrument:** Waters ACQUITY UPLC I-Class.

## Well-Balanced Retention to Quickly Separate Large, Multiclass Analyte Lists

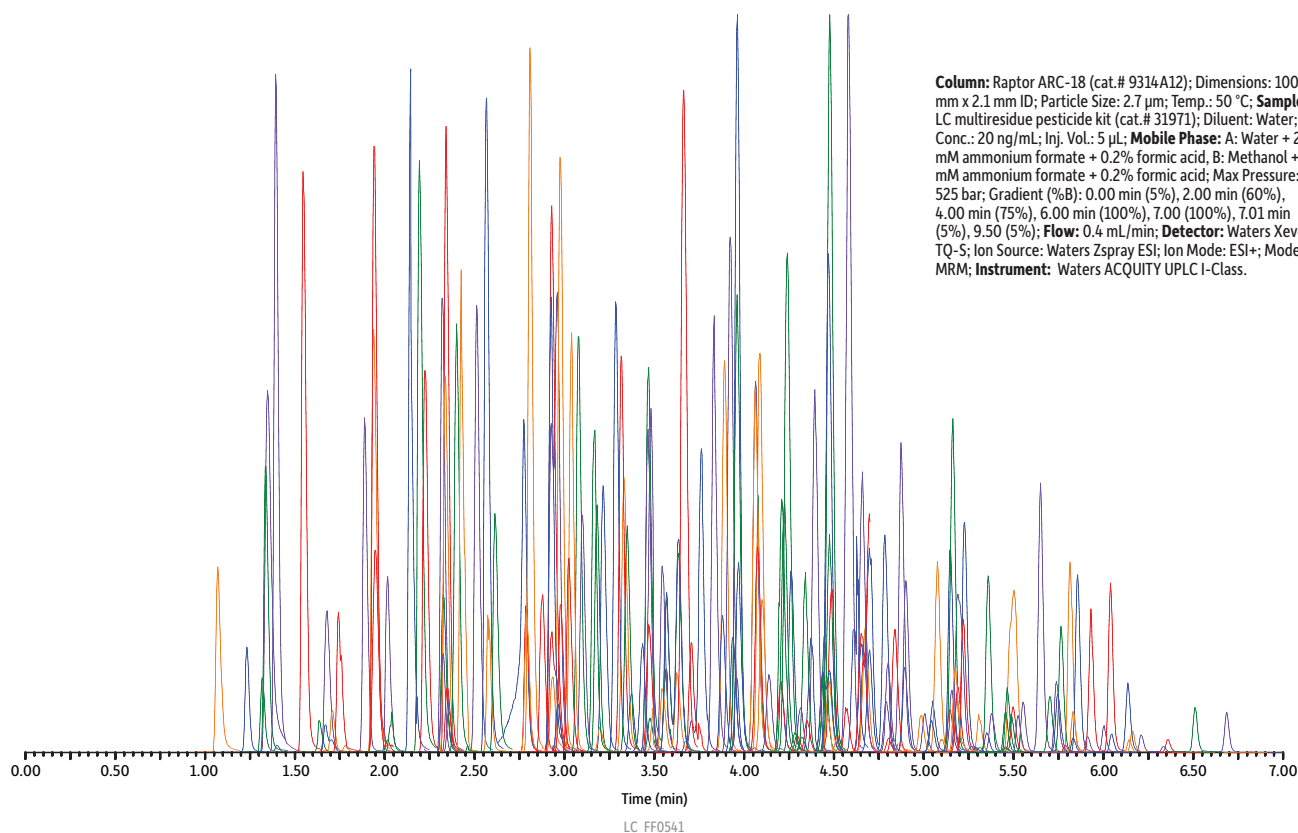
In order to analyze large lists of compounds, especially across multiple classes, your column must be capable of spreading analytes out over the gradient to ensure accurate detector response and quantitation. In designing the Raptor ARC-18 column, we adjusted our bonding procedures to form an ideal ligand density that offers balanced retention for the rapid analysis of large, multiclass assays. As shown in Figure 4, even a 204-compound pesticide screen can be reliably completed in just 9.5 minutes. The Raptor ARC-18 column exhibits the balanced retention, selectivity, and performance needed for critical multiclass workflows in any industry or lab.

**Figure 4:** With its balanced retention profile, the Raptor ARC-18 column is ideally suited to analyze large, cross-class compound lists.



**204 pesticides in just  
9.5 minutes!**

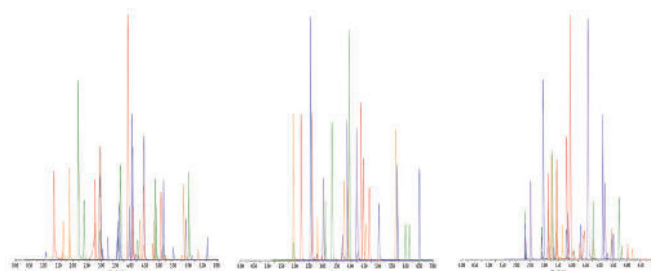
For a complete compound list, visit  
**[www.restek.com/multiresidue](http://www.restek.com/multiresidue)**  
select the LC Multiresidue Pesticide  
Kit (cat.# 31971).



### Note:

When combining a large number of compounds with different chemical functionalities, mix stability can be an issue. In formulating our LC multiresidue pesticide standard kit (cat.# 31971), we extensively studied the 204 compounds involved, then grouped them into as few mixes as possible while still ensuring maximum long-term stability and reliability. For quantitative analysis, we recommend analyzing each mix separately to ensure accurate results for every compound.

To view separate chromatograms of each mix,  
visit **[www.restek.com/multiresidue](http://www.restek.com/multiresidue)**



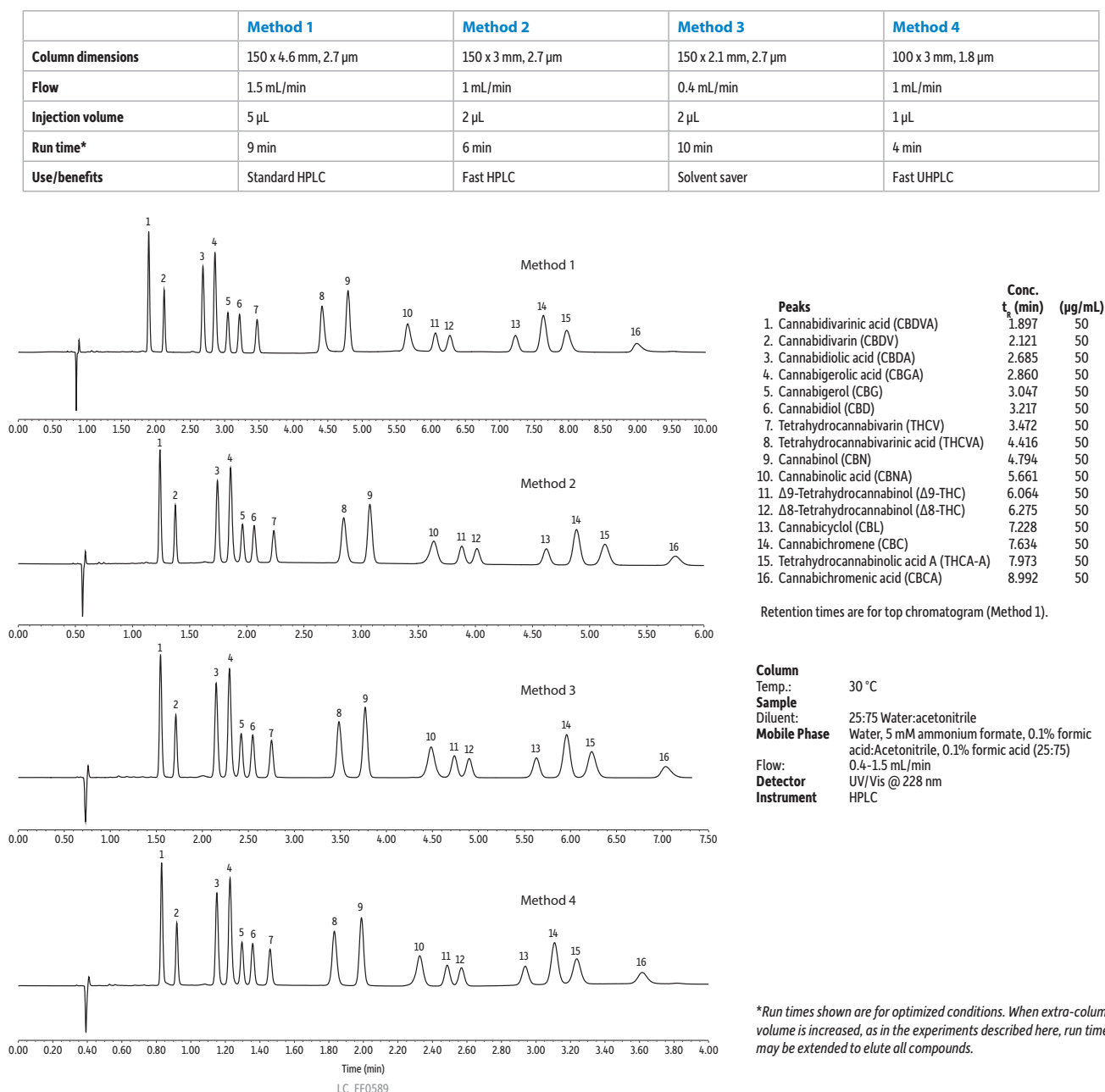
## Speed Up Challenging Analyses with Simple Mobile Phases and Methods

From food safety to bioanalytical work, whether you use traditional HPLC or UHPLC instruments, we're all looking to simplify setup while still getting reliable, reproducible data. Instead of wasting time and resources—and making your job harder in the process—you can greatly improve your productivity by selecting a better column for your existing instrumentation. By switching to a Raptor ARC-18 column for your LC-MS/MS analyses, you can increase your sample throughput and make your job easier by maintaining, or even improving, your data quality using simple mobile phases and method conditions on your existing instrumentation. Put the ARC-18 to work in your lab today to experience *Selectivity Accelerated!*

### Cannabinoids Analysis Across Methods and Instruments

Whether your lab is performing cost-effective, low-solvent analyses or fast UHPLC for high-throughput, use Raptor ARC-18 columns to fully resolve 16 common cannabinoids across cannabis methods (Figure 5). Because of its compatibility with MS-friendly mobile phases, these UV methods can also be easily transferred to your mass spectrometer. And, since ARC-18 is a Raptor column, it will hold up to extended use without losing selectivity or performance.

**Figure 5:** All four potency methods produce excellent results—demonstrating ARC-18's versatility.





## Fat-Soluble Vitamins with Accelerated Run Times

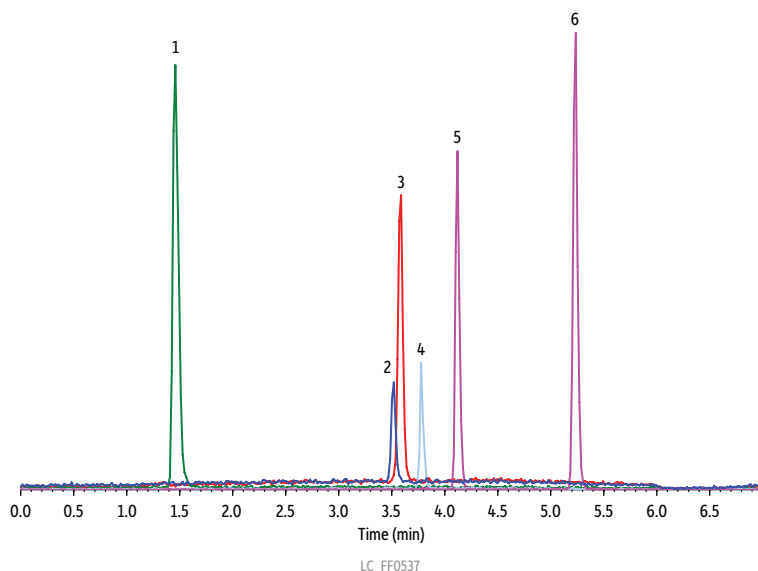
Separating fat-soluble vitamins by LC can be time-consuming. The Raptor ARC-18 column, however, can analyze these difficult compounds using reversed-phased chromatography (RPC) in less time than traditional columns to increase productivity. The ARC-18 also stands up to the low-pH, MS-friendly mobile phases that promote ionization and fast separation while providing the balanced retention profile necessary for this important food safety workflow (Figure 6).

## Toxic Substances in Agricultural Matrices Using LC

When it comes to analyzing toxic substances in agricultural matrices (e.g., aflatoxins in wheat), speed is of paramount importance. A Raptor ARC-18 column retains *and* separates these compounds with simple mobile phases—in a rapid time frame that maximizes your productivity (Figure 7).

**Figure 6:** The ARC-18 makes quick work of fat-soluble vitamins A, D, E, and K by LC-MS/MS.

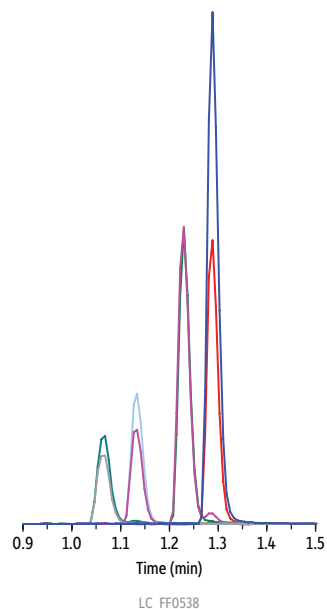
Peaks	$t_r$ (min)	Precursor Ion	Product Ion
1. Retinol	1.46	269.4	93.3
2. Vitamin D2	3.52	397.5	379.6
3. Vitamin D3	3.58	385.5	367.5
4. $\gamma$ -Tocopherol	3.78	417.6	151.4
5. $\alpha$ -Tocopherol	4.12	431.7	165.4
6. Vitamin K1	5.23	451.4	187.3



**Column:** Raptor ARC-18 (cat.# 9314A12); Dimensions: 100 mm x 2.1 mm ID; Particle Size: 2.7  $\mu$ m; Temp.: 40 °C;  
**Sample:** Diluent: Methanol; Conc.: 100 ng/mL; Inj. Vol.: 5  $\mu$ L; **Mobile Phase:** A: 0.1% Formic acid + 5 mM ammonium formate in water; B: 0.1% Formic acid + 5 mM ammonium formate in methanol; Max Pressure: 190 bar; **Gradient (%B):** 0.00 min (90%), 4.0 min (100%), 5.0 min (100%), 5.01 min (90%), 7.0 (90%); **Flow:** 0.5 mL/min; **Detector:** AB SCIEX API 4000; Ion Source: TurbolonSpray; Ion Mode: ESI+; Mode: MRM; **Instrument:** Shimadzu UFLCxx.

**Figure 7:** The ARC-18 elutes four common aflatoxins in under 1.5 minutes with an overall cycle time of 2.5 minutes!

Peaks	$t_r$ (min)	Q1	Q3 Quantifier	Q3 Qualifier
1. Aflatoxin G2	1.07	331.1	245.1	189.1
2. Aflatoxin G1	1.13	329.0	243.1	200.1
3. Aflatoxin B2	1.23	315.0	259.1	287.1
4. Aflatoxin B1	1.29	313.0	285.1	241.1



**Column:** Raptor ARC-18 (cat.# 9314A5E); Dimensions: 50 mm x 3.0 mm ID; Particle Size: 2.7  $\mu$ m; Temp.: 45 °C; **Sample:** Diluent: Acetonitrile:water (50:50); Conc.: 100 ng/mL; Inj. Vol.: 10  $\mu$ L; **Mobile Phase:** A: 5 mM Ammonium formate + 0.1% formic acid in water; B: 0.1% Formic acid in methanol; **Gradient (%B):** 0.00 min (35%), 1.50 min (95%), 1.51 min (35%), 2.50 (35%); **Flow:** 0.700 mL/min; **Detector:** Applied Biosystems/MDS Sciex LC-MS/MS; Ion Source: TurbolonSpray; Ion Mode: ESI+; **Instrument:** Shimadzu UFLCxx.

Want even better performance when analyzing mycotoxins and other metal-sensitive compounds?

Learn more at [www.restek.com/inert](http://www.restek.com/inert)



# For Consistent Retention, Peak Shape, and Response with Mass Spec, Grab the Column that Thrives in Low pH Conditions



## Raptor ARC-18 HPLC Columns

ID	Length	Particle Size	Units	Cat.#
2.1 mm	30 mm	1.8 µm	ea.	9314232
2.1 mm	50 mm	1.8 µm	ea.	9314252
2.1 mm	100 mm	1.8 µm	ea.	9314212
2.1 mm	150 mm	1.8 µm	ea.	9314262
3.0 mm	50 mm	1.8 µm	ea.	931425E
3.0 mm	100 mm	1.8 µm	ea.	931421E
2.1 mm	30 mm	2.7 µm	ea.	9314A32
2.1 mm	50 mm	2.7 µm	ea.	9314A52
2.1 mm	100 mm	2.7 µm	ea.	9314A12
2.1 mm	150 mm	2.7 µm	ea.	9314A62
3.0 mm	30 mm	2.7 µm	ea.	9314A3E
3.0 mm	50 mm	2.7 µm	ea.	9314A5E
3.0 mm	100 mm	2.7 µm	ea.	9314A1E
3.0 mm	150 mm	2.7 µm	ea.	9314A6E
4.6 mm	30 mm	2.7 µm	ea.	9314A35
4.6 mm	50 mm	2.7 µm	ea.	9314A55
4.6 mm	100 mm	2.7 µm	ea.	9314A15
4.6 mm	150 mm	2.7 µm	ea.	9314A65
2.1 mm	50 mm	5 µm	ea.	9314552
2.1 mm	100 mm	5 µm	ea.	9314512
2.1 mm	150 mm	5 µm	ea.	9314562
3.0 mm	30 mm	5 µm	ea.	931453E
3.0 mm	50 mm	5 µm	ea.	931455E
3.0 mm	100 mm	5 µm	ea.	931451E
3.0 mm	150 mm	5 µm	ea.	931456E
4.6 mm	50 mm	5 µm	ea.	9314555
4.6 mm	100 mm	5 µm	ea.	9314515
4.6 mm	150 mm	5 µm	ea.	9314565
4.6 mm	250 mm	5 µm	ea.	9314575



## Raptor Inert ARC-18 HPLC Columns

- Inert LC column technology reduces nonspecific binding of chelating analytes, enabling sensitive analysis and smooth integration of peaks.
- Ideal for the analysis of metal-sensitive compounds, such as organophosphorus pesticides.
- Increased response and analyte recovery, allowing lower detection limits.
- Improved peak shape without additional passivation or mobile phase additives.
- Part of Restek's Raptor ARC-18 column line featuring 2.7  $\mu\text{m}$  SPP core-shell silica.



ID	Length	Particle Size	Units	Cat.#
2.1 mm	100	2.7 $\mu\text{m}$	ea.	9314A12-T
3.0 mm	100	2.7 $\mu\text{m}$	ea.	9314A1E-T
2.1 mm	50	2.7 $\mu\text{m}$	ea.	9314A52-T
3.0 mm	50	2.7 $\mu\text{m}$	ea.	9314A5E-T

## Boost Sensitivity of Metal-Sensitive Compounds with Restek's Extended Offering of Inert LC Columns and Guards

- **Improve peak shape** without passivation or mobile phase additives.
- **Increase analyte response** to achieve lower detection limits.
- **Improve accuracy and throughput** while reducing variability.
- **Spend less time** on conditioning and passivation.

Visit [www.restek.com/inert](http://www.restek.com/inert) to learn more!




**RESTEK**

Pure Chromatography

[www.restek.com](http://www.restek.com)

## Raptor EXP Guard Cartridges—for All Raptor Columns



Protect your investment, extend the life of our already-rugged LC columns, and change guard column cartridges by hand without breaking fluid connections—no tools needed! Great with any Raptor column to get ultimate protection from particulates and matrix contamination, especially when using dilute-and-shoot or other minimal sample preparation techniques.

### Raptor ARC-18 EXP Guard Column Cartridges



Particle Size	Size	qty.	cat.#
UHPLC	5 x 2.1 mm	3-pk.	9314U0252
UHPLC	5 x 3.0 mm	3-pk.	9314U0253
2.7 $\mu$ m	5 x 2.1 mm	3-pk.	9314A0252
2.7 $\mu$ m	5 x 3.0 mm	3-pk.	9314A0253
2.7 $\mu$ m	5 x 4.6 mm	3-pk.	9314A0250
5 $\mu$ m	5 x 2.1 mm	3-pk.	931450252
5 $\mu$ m	5 x 3.0 mm	3-pk.	931450253
5 $\mu$ m	5 x 4.6 mm	3-pk.	931450250

Maximum cartridge pressure: 1034 bar/15,000 psi\* (UHPLC), 600 bar/8700 psi (2.7  $\mu$ m); 400 bar/5800 psi (5  $\mu$ m)

\* For maximum lifetime, recommended maximum pressure for UHPLC particles is 830 bar/12,000 psi.



### Inert Guard Column Cartridges

- Premium inert coating reduces nonspecific binding of chelating analytes.
- Free-Turn architecture lets you change cartridges by hand without breaking inlet/outlet fluid connections—no tools needed.
- Patented titanium hybrid ferrules can be installed repeatedly without compromising high-pressure seal.
- Auto-adjusting design provides ZDV (zero dead volume) connection to any 10-32 female port.
- Guard column cartridges require EXP direct connect holder (cat.# 25808).
- Pair with EXP hand-tight fitting (cat.# 25937–25938) for tool-free installation.

Product Name	Cat.#
Raptor Inert ARC-18 2.7 $\mu$ m EXP Guard Column Cartridge 5 x 2.1 mm, 3-pk.	9314A0252-T
Raptor Inert ARC-18 2.7 $\mu$ m EXP Guard Column Cartridge 5 x 3.0 mm, 3-pk.	9314A0253-T



25808

### EXP Direct Connect Holder

Description	qty.	cat.#
EXP Direct Connect Holder for EXP Guard Cartridges (includes fittings & ferrules)	ea.	25808

Maximum holder pressure: 20,000 psi (1400 bar)

## EXP In-Line Holder

Description	qty.	cat.#
EXP In-Line Holder for EXP Guard Cartridges (includes fittings & ferrules)	ea.	25751

Intellectual Property: [optimizetech.com/patents](http://optimizetech.com/patents)



25751

## UltraShield UHPLC PreColumn Filter—for 1.8 µm Raptor Columns

Pair 1.8 µm Raptor columns with an UltraShield filter instead of a guard cartridge to protect against particulates, minimize extra column volume, and maximize UHPLC sample throughput when using SPE, SLE, or other extensive sample preparations.

Porosity	qty.	cat.#
0.5 µm frit	ea.	24995
0.5 µm frit	5-pk.	24996
0.5 µm frit	10-pk.	24997
0.2 µm frit	ea.	25809
0.2 µm frit	5-pk.	25810
0.2 µm frit	10-pk.	25811



24995

## EXP Reusable Fittings for HPLC & UHPLC

for 10-32 fittings and 1/16" tubing

Effortlessly achieve 8700+ psi HPLC seals by hand! (Wrench tighten to 20,000+ psi.) Hybrid titanium/ PEEK seal can be installed repeatedly without compromising your seal.

Description	qty.	cat.#
EXP Hand-Tight Fitting (nut w/ferrule)	ea.	25937
	10-pk.	25938

Intellectual Property: [optimizetech.com/patents](http://optimizetech.com/patents)



25937

# Raptor

LC Columns

Experience *Selectivity Accelerated*.  
Order the Raptor ARC-18 today at  
[www.restek.com/raptor](http://www.restek.com/raptor)

**RESTEK**  
Pure Chromatography

**Questions? Contact us or your local Restek representative ([www.restek.com/contact-us](http://www.restek.com/contact-us)).**

Restek patents and trademarks are the property of Restek Corporation. (See [www.restek.com/Patents-Trademarks](http://www.restek.com/Patents-Trademarks) for full list.) Other trademarks in Restek literature or on its website are the property of their respective owners. Restek registered trademarks are registered in the U.S. and may also be registered in other countries. To unsubscribe from future Restek communications or to update your preferences, visit [www.restek.com/subscribe](http://www.restek.com/subscribe). To update your status with an authorized Restek distributor or instrument channel partner, please contact them directly.

© 2025 Restek Corporation. All rights reserved. Printed in the U.S.A.

**[www.restek.com](http://www.restek.com)**



Lit. Cat.# GNBR1970G-UNV